
































Washington Dept. of Natural Resources
 Mill log prices - Domestically Processed

Price Period		September-12			
Coast Marketing Area					
Species - Grade	\$/MBF			Number of Quotes	
	Average	High	Low		
Doug-Fir	\$470	\$600	\$225		
SM and Better	\$588	\$600	\$575		
2 Saw	\$488	\$535	\$450		
3 Saw	\$478	\$535	\$405		
4 Saw/CNS	\$423	\$450	\$405		
Util*	\$225	\$225	\$225		
White wood	\$409	\$475	\$243		
SM and Better	\$475	\$475	\$475		
2 Saw	\$428	\$450	\$400		
3 Saw	\$420	\$450	\$350		
4 Saw/CNS	\$392	\$425	\$350		
Util*	\$243	\$243	\$243		
Spruce	\$314	\$350	\$243		
2 Saw	\$350	\$350	\$350		
3 Saw	\$350	\$350	\$350		
Util*	\$243	\$243	\$243		
Cedar	\$863	\$925	\$800		
Camprun	\$863	\$925	\$800		
Alder	\$492	\$650	\$225		
2 Saw	\$632	\$650	\$600		
3 Saw	\$600	\$625	\$575		
4 Saw	\$473	\$600	\$375		
Util*	\$230	\$234	\$225		
Maple	\$341	\$450	\$180		
2 Saw	\$425	\$450	\$400		
3 Saw	\$388	\$425	\$350		
4 Saw	\$344	\$400	\$300		
Util*	\$207	\$234	\$180		
Grand Total	\$443	\$925	\$180	60	

5 or more quotes 
 3 to 4 quotes 
 1 to 2 quotes 

Publish date: September 30, 2012

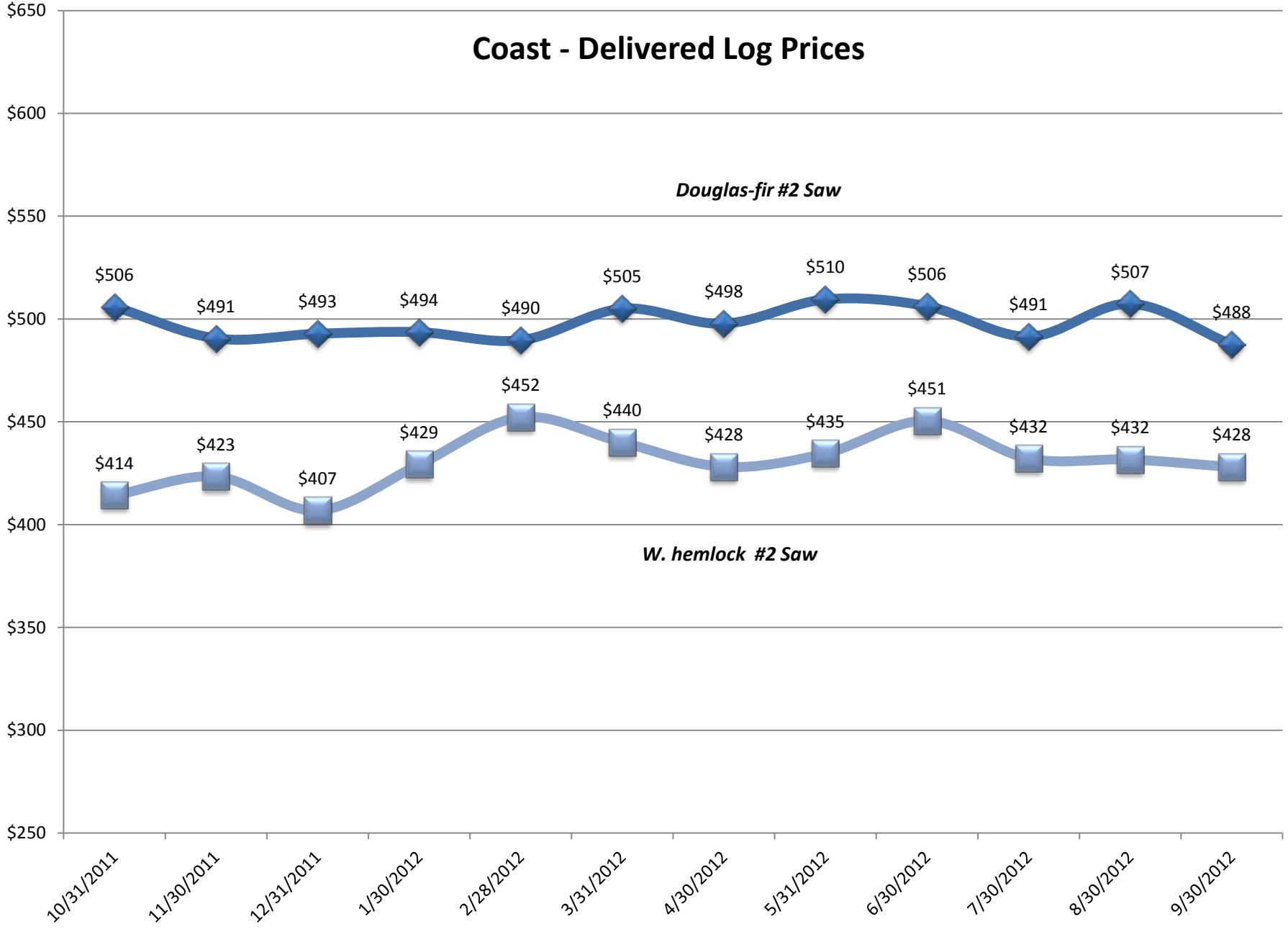
*Note: Utility price based on conversion factor of 9.0 tons/mbf

Care was used during compilation of this timber price sheet to ensure accuracy. However, DNR relied in part on information from outside sources and cannot accept responsibility for errors or omissions. Any use of this information is as is, with all faults, and without any warranty of its accuracy. DNR DISCLAIMS ALL WARRANTIES, EXPRESS OR IMPLIED, INCLUDING BUT NOT LIMITED TO IMPLIED WARRANTIES OF MERCHANTABILITY AND FITNESS FOR PARTICULAR PURPOSES.

Coast - Delivered Log Prices

Douglas-fir #2 Saw

W. hemlock #2 Saw



Coast - Delivered Log Prices

\$/MBF

\$1,200

\$1,100

\$1,000

\$900

\$800

\$700

\$600

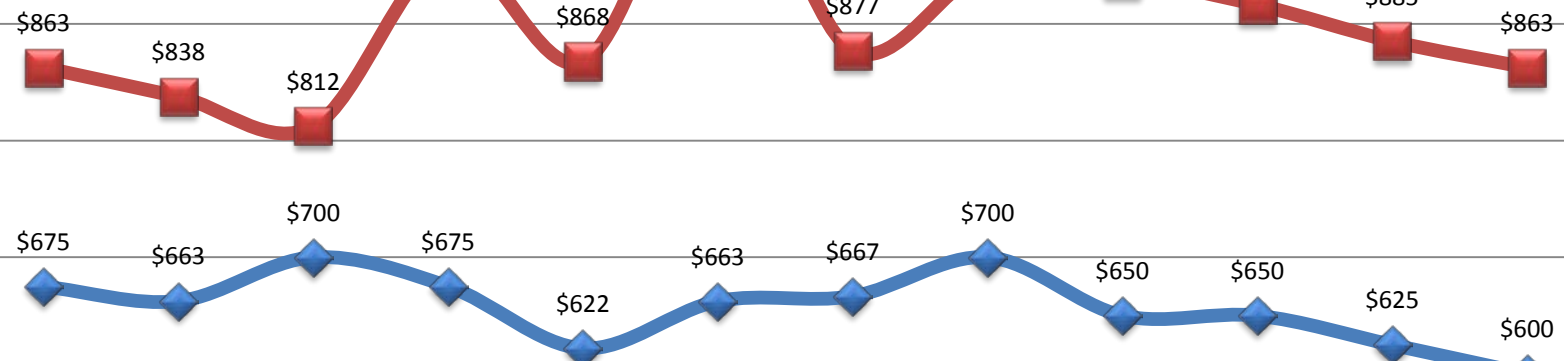
\$500

\$400

Cedar Camprun

Alder #3 Saw

10/31/2011 11/30/2011 12/31/2011 1/30/2012 2/28/2012 3/31/2012 4/30/2012 5/31/2012 6/30/2012 7/30/2012 8/30/2012 9/30/2012



Washington Dept. of Natural Resources
Mill log prices - Domestically Processed

Price Period September-12
Marketing Region EASTSIDE

Species - Sort	\$/MBF			Number of Quotes
	Average	High	Low	
Doug-Fir/Larch	\$315	\$360	\$213	●
Camprun	\$324	\$360	\$250	●
CNS	\$330	\$330	\$330	●
Utility	\$213	\$213	\$213	●
White fir/hem	\$318	\$350	\$230	●
Camprun	\$326	\$350	\$300	●
CNS	\$350	\$350	\$350	●
Utility	\$230	\$230	\$230	●
Cedar	\$541	\$700	\$300	●
Camprun	\$541	\$700	\$300	●
Lodgepole	\$318	\$350	\$240	●
Camprun	\$318	\$350	\$240	●
CNS	\$320	\$320	\$320	●
White pine	\$304	\$400	\$200	●
Camprun	\$304	\$400	\$200	●
Pine	\$288	\$350	\$240	●
Small saw	\$274	\$300	\$240	●
Large saw	\$318	\$350	\$285	●
E Spruce	\$314	\$350	\$240	●
Camprun	\$313	\$350	\$240	●
CNS	\$320	\$320	\$320	●
Conifer	\$248	\$324	\$170	●
CNS	\$293	\$324	\$230	●
Utility	\$204	\$230	\$170	●
Grand Total	\$330	\$700	\$170	64

- 5 or more quotes
- 3 to 4 quotes
- 1 to 2 quotes

Publish date: October 2, 2012

Note: Utility/pulp conversion factor used 8.5 Tons/mbf

Care was used during compilation of this timber price sheet to ensure accuracy. However, DNR relied in part on information from outside sources and cannot accept responsibility for errors or omissions. Any use of this information is as is, with all faults, and without any warranty of its accuracy. DNR DISCLAIMS ALL WARRANTIES, EXPRESS OR IMPLIED, INCLUDING BUT NOT LIMITED TO IMPLIED WARRANTIES OF MERCHANTABILITY AND FITNESS FOR PARTICULAR PURPOSES.

Eastside Camprun Delivered Log Prices

