

Washington Dept. of Natural Resources

Mill log prices - Domestically Processed

Price Period	January-25
Marketing Region	EASTSIDE

Species - Sort	\$/MBF			Number of Quotes
	Average	High	Low	
Doug-Fir/Larch	\$463	\$540	\$350	●
Camprun	\$485	\$540	\$450	●
CNS	\$388	\$425	\$350	●
White fir/hem	\$430	\$480	\$350	●
Camprun	\$439	\$480	\$400	●
CNS	\$400	\$425	\$350	●
E Spruce	\$421	\$480	\$350	●
Camprun	\$434	\$480	\$400	●
CNS	\$388	\$425	\$350	●
Lodgepole	\$414	\$480	\$350	●
Camprun	\$420	\$480	\$360	●
CNS	\$388	\$425	\$350	●
Cedar	\$1,117	\$1,350	\$1,000	●
Camprun	\$1,117	\$1,350	\$1,000	●
Pine	\$368	\$400	\$325	●
Small saw	\$359	\$400	\$325	●
Large saw	\$388	\$400	\$375	●
White pine	\$401	\$440	\$310	●
Camprun	\$401	\$440	\$310	●
Conifer	\$263	\$346	\$170	●
CNS	\$335	\$346	\$324	●
Utility	\$191	\$213	\$170	●
Grand Total	\$447	\$1,350	\$170	●

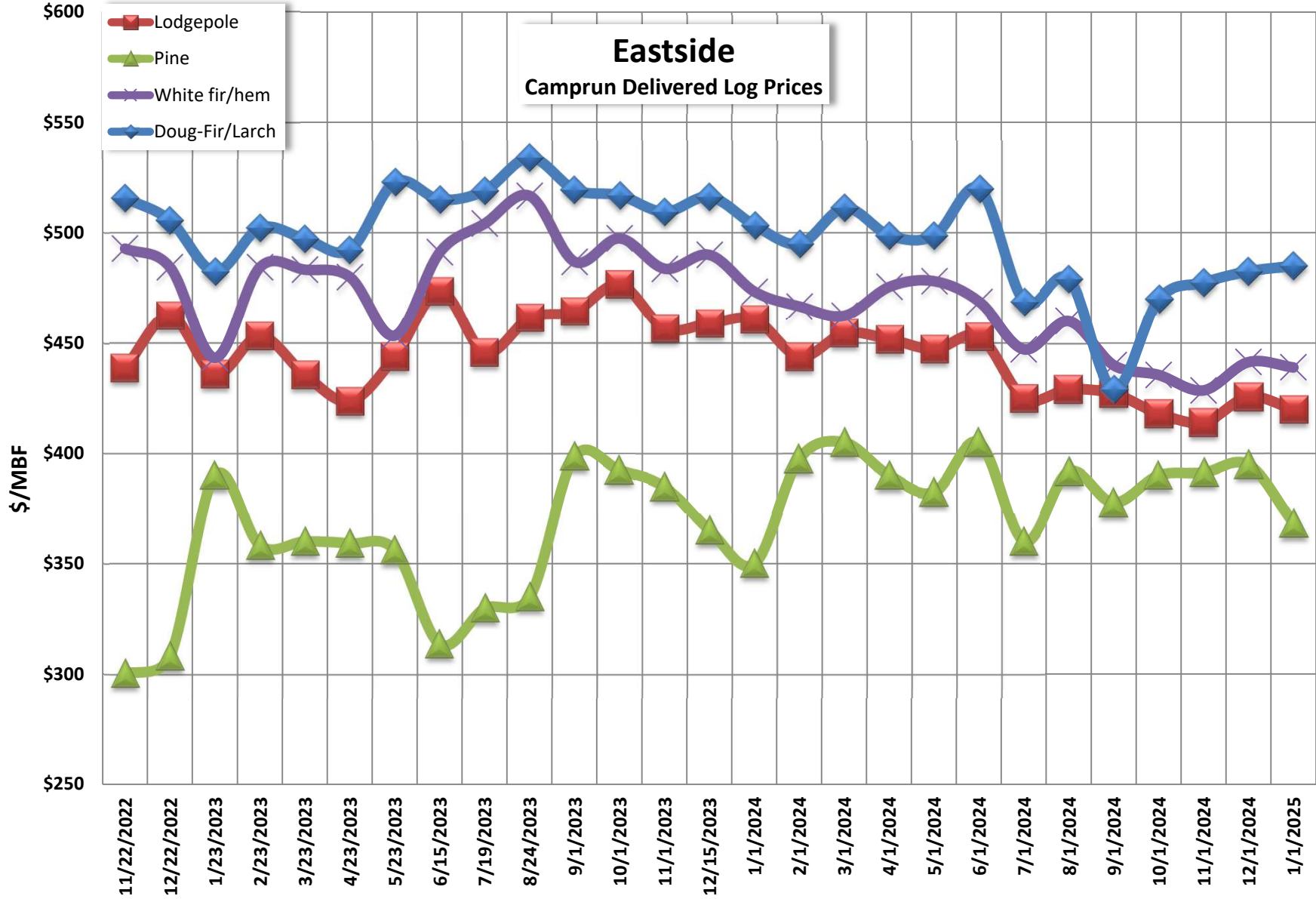
- 5 or more quotes
- 3 to 4 quotes
- 1 to 2 quotes

Publish Date: 2/4/2025

The log prices in this survey are not intended to represent any past, current or future log value that any given producer will pay. DNR relies in part on information from outside sources and cannot accept responsibility for errors or omissions. Any use of this information is as is, with all faults, and without any warranty of its accuracy. DNR DISCLAIMS ALL WARRANTIES, EXPRESS OR IMPLIED, INCLUDING BUT NOT LIMITED TO IMPLIED WARRANTIES OF MERCHANTABILITY AND FITNESS FOR PARTICULAR PURPOSES.

Eastside Camprun Delivered Log Prices

- Lodgepole
- Pine
- White fir/hem
- Doug-Fir/Larch



Washington Dept. of Natural Resources
 Mill log prices - Domestically Processed

Years 2025
 Quarters Qtr1
 Price Per Jan

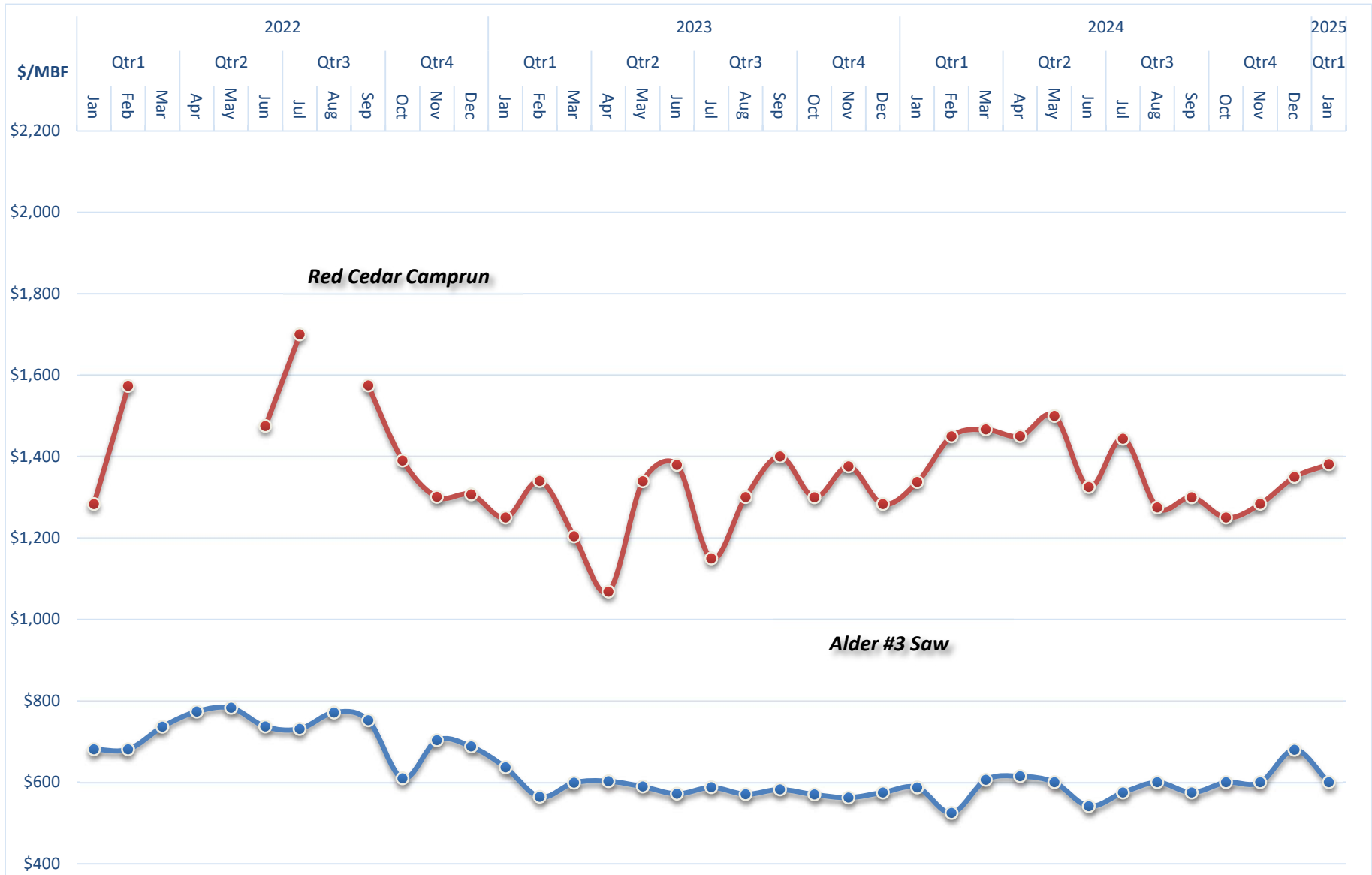
Coast Marketing Area

Species - Grade	\$/MBF			Number of Quotes
	Average	High	Low	
Doug-Fir	\$766	\$1,000	\$500	●
Pole **	\$1,000	\$1,000	\$1,000	●
SM and Better	\$809	\$870	\$730	●
2 Saw	\$731	\$825	\$500	●
3 Saw	\$720	\$730	\$706	●
Whitewood	\$488	\$515	\$429	●
2 Saw	\$505	\$515	\$494	●
3 Saw	\$472	\$515	\$429	●
Cedar	\$1,381	\$1,475	\$1,250	●
Camprun	\$1,381	\$1,475	\$1,250	●
Alder	\$552	\$719	\$270	●
2 Saw	\$625	\$625	\$625	●
3 Saw	\$600	\$600	\$600	●
4 Saw	\$592	\$719	\$450	●
Util*	\$270	\$270	\$270	●
Maple	\$388	\$425	\$350	●
2 Saw	\$425	\$425	\$425	●
3 Saw	\$400	\$400	\$400	●
4 Saw	\$363	\$375	\$350	●
Hardwood	\$253	\$270	\$225	●
Util*	\$253	\$270	\$225	●
Conifer	\$252	\$252	\$252	●
Util*	\$252	\$252	\$252	●
Grand Total	\$670	\$1,475	\$225	●

1 to 2 quotes ●
 3 to 4 quotes ●
 5 or more quotes ●

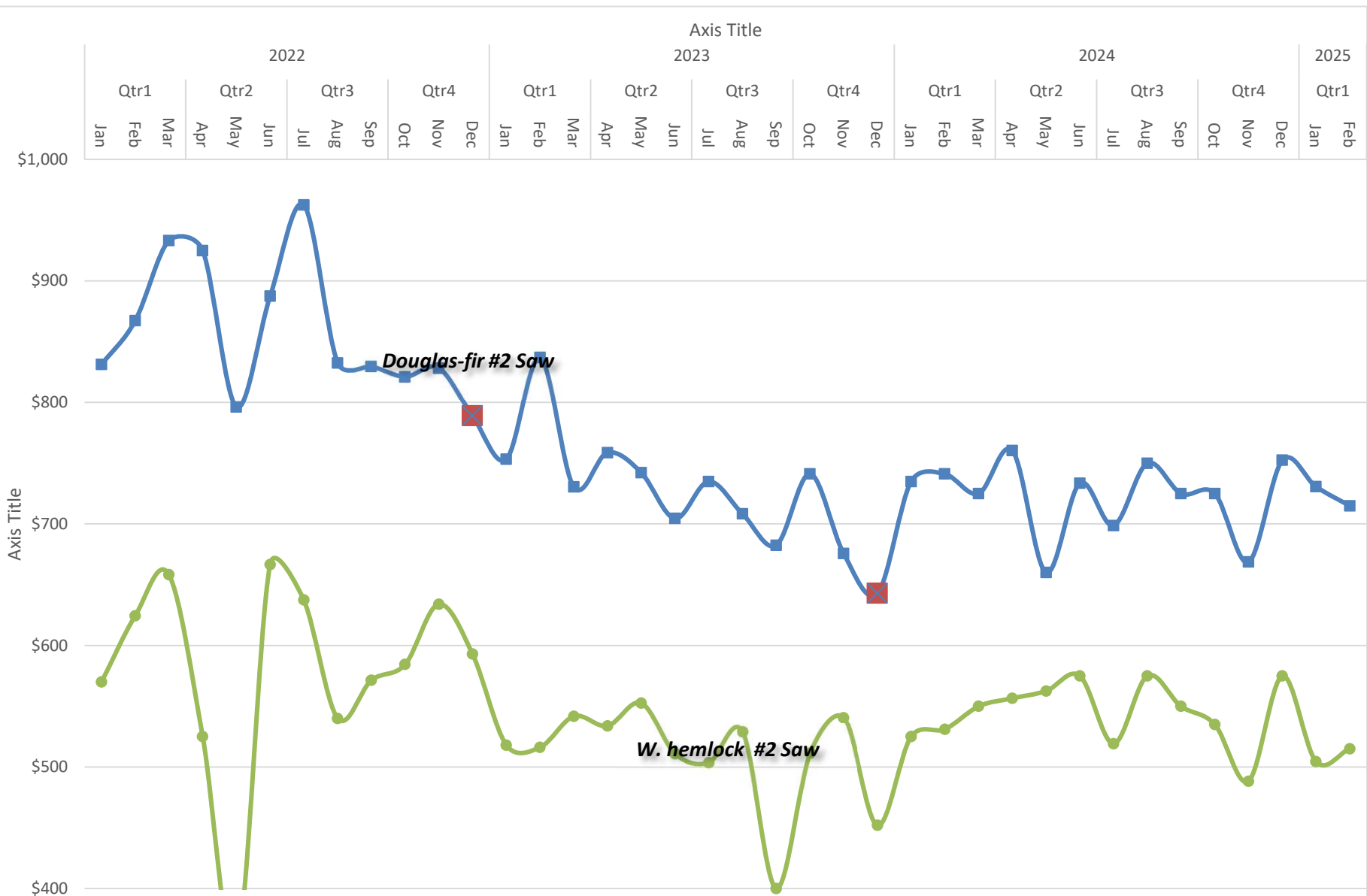
Publish Date: 2/4/2025
 Note: Utility/pulp conversion factor used 8.5 Tons/mbf

The log prices in this survey are not intended to represent any past, current or future log value that any given producer will pay. DNR relies in part on information from outside sources and cannot accept responsibility for errors or omissions. Any use of this information is as is, with all faults, and without any warranty of its accuracy. DNR DISCLAIMS ALL WARRANTIES, EXPRESS OR IMPLIED, INCLUDING BUT NOT LIMITED TO IMPLIED WARRANTIES OF MERCHANTABILITY AND FITNESS FOR PARTICULAR PURPOSES.



Coast - Delivered Log Prices

Care was used during compilation of this timber price sheet to ensure accuracy. However, DNR relied in part on information from outside sources and cannot accept responsibility for errors or omissions. Any use of this information is as is, with all faults, and without any warranty of its accuracy. DNR DISCLAIMS ALL WARRANTIES, EXPRESS OR IMPLIED, INCLUDING BUT NOT LIMITED TO IMPLIED WARRANTIES OF MERCHANTABILITY AND FITNESS FOR PARTICULAR PURPOSES.



Coast - Delivered Log Prices

Care was used during compilation of this timber price sheet to ensure accuracy. However, DNR relied in part on information from outside sources and cannot accept responsibility for errors or omissions. Any use of this information is as is, with all faults, and without any warranty of its accuracy. DNR DISCLAIMS ALL WARRANTIES, EXPRESS OR IMPLIED, INCLUDING BUT NOT LIMITED TO IMPLIED WARRANTIES OF MERCHANTABILITY AND FITNESS FOR PARTICULAR PURPOSES.