



**Recreate Responsibly
During COVID-19**
RecreateResponsibly.org

Let's Keep Our Forest Healthy

Contact your local DNR office to learn how you can help.

**LET'S WORK TOGETHER
TO MAKE TARGET SHOOTING
SAFE AND ENJOYABLE
TO EVERYONE.**

10 RULES OF SAFE GUN HANDLING

1. Always keep the muzzle pointed in a safe direction
2. Firearms should be unloaded when not actually in use
3. Don't rely on your gun's "safety"
4. Be sure of your target and what's beyond it
5. Use correct ammunition
6. If your gun fails to fire when the trigger is pulled, handle with care!
7. Always wear eye and ear protection when shooting
8. Be sure the barrel is clear of obstructions before shooting
9. Don't alter or modify your gun, and have guns serviced regularly
10. Learn the mechanical and handling characteristics of the firearm you are using



**Always
keep the muzzle
pointed in a safe
direction**



**Firearms should
be unloaded when
not actually
in use**



**Always wear eye
and ear protection
when shooting**

SOURCE: FIREARM INDUSTRY
TRADE ASSOCIATION

OLYMPIA HEADQUARTERS

1111 Washington St. SE
Olympia, WA 98504-7000
360-902-1000

NORTHEAST REGION

225 S. Silke Rd.
Colville, WA 99114
509-684-7474

NORTHWEST REGION

919 N. Township St.
Sedro-Woolley, WA 98284-9384
360-856-3500

OLYMPIC REGION

411 Tillicum Lane
Forks, WA 98331-9271
360-374-2800

PACIFIC CASCADE REGION

601 Bond Rd.
Castle Rock, WA 98611-0280
360-577-2025

SOUTH PUGET SOUND REGION

950 Farman Ave. N.
Enumclaw, WA 98022-9282
360-825-1631

SOUTHEAST REGION

713 Bowers Rd.
Ellensburg, WA 98926-9301
509-925-8510

FOLLOW US IN SOCIAL MEDIA



Facebook
WashDNR



YouTube
WAstateDNR



Twitter
@waDNR




Fire Twitter
@waDNR_fire



Instagram
washDNR

Stay Safe While Target Shooting

General Guidelines



WHAT IF I WANT TO HUNT?

Hunting is regulated by the Washington State Department of Fish and Wildlife
wdfw.wa.gov/hunting

DISCOVER PASS REQUIRED

discoverpass.wa.gov



QUESTIONS?

Send an email to:
targetshooting@dnr.wa.gov


STAY INFORMED

Subscribe to our e-mail notification list at:
dnr.wa.gov/targetshooting



WASHINGTON STATE DEPT OF
**NATURAL
RESOURCES**

7 Simple Steps to Shooting Safely

 DNR's number one priority is safety. These seven safety guidelines will continue to keep all recreationists safe throughout the forest. We appreciate your help in creating an inclusive and safe outdoors for all.



2 NO EXPLODING TARGETS. NO TRACER OR ARMOR-PIERCING AMMUNITION

Exploding targets are not allowed on DNR-managed lands. Always be aware of the fire danger in the area.



3 TARGET SHOOTING HOURS ARE DAWN TO DUSK

Unless otherwise posted, target shooting is not allowed 30 min. after sunset or 30 min. before sunrise.



4 HOW CLOSE ARE YOU TO A RECREATION SITE?

No shooting within 500 feet of a recreation site or structure. No shooting from across, along, or down roads and trails.

5 USE MANUFACTURED TARGETS ONLY

Other kinds of targets leave debris that can be difficult to clean and cause damage to the ecosystem.


SOUND TRAVELS FAR
Respect your neighbors and target shooting hours.

FIREARMS AND TARGET SHOOTING REGULATIONS: WAC 332.52.145

1

USE EARTHEN BACKSTOP

Target shooting is allowed only in areas with an unobstructed backstop that can safely stop all projectiles and debris.



Manufactured Targets Only


6 LEAVE NO TRACE

Pack out what you pack in. This includes packing out all shells, brass, paper and other debris. Most sites don't have regular garbage service.



7 OBEY ALL SIGNAGE

Some areas are posted as "No Shooting" to ensure public safety. Follow all posted signage and know where you are allowed to shoot and what areas are closed to shooting.



WHAT MAY BE USED AS A TARGET?

Manufactured targets, either from a commercial manufacturer or manufactured by a person, are the only targets allowed. Other items that are not allowed as targets include trees, gates, vehicles, appliances, furniture or garbage of any kind.