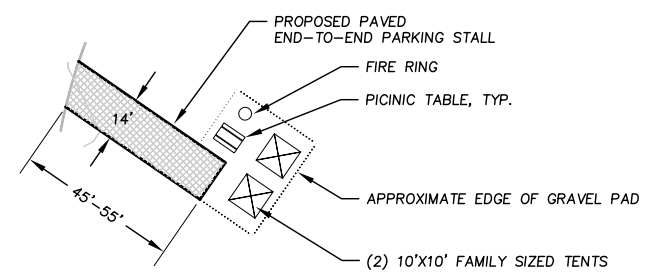




Campground Legend

- 1 EXISTING PASSENGER VEHICLE/ LIGHT TRUCK CAMPSITE- 8 CAMPSITES PLUS HOST SITE
- 9 PROPOSED PASSENGER VEHICLE/ LIGHT TRUCK CAMPSITE - 10 CAMPSITES
- CH PROPOSED CAMPGROUND HOST SITE



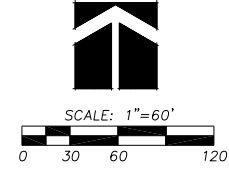
Proposed Typical Campsite Enlargement

SCALE: 1"=30'

Cold Creek Proposed Campground

COLD CREEK CAMPGROUND IS CHARACTERIZED AS A QUIET, SMALL SCALE CAMPGROUND CATERING TO FAMILY TENT CAMPING. IT IS DNR'S INTENT TO CONTINUE FOSTERING THIS CHARACTER, WHILE INCREASING IT'S CAPACITY. TO MEET THIS GOAL, PROPOSED CAMPSITES WILL INFILL BETWEEN EXISTING. PROPOSED CAMPSITES ARE PROGRAMMED TO ACCOMMODATE 2 VEHICLES STACK END-TO-END (14' WIDE X 50' LONG +/-), PICNIC TABLE, FIRE RING AND A FLAT CRUSHED ROCK PAD WITH A CAPACITY OF 2 TENTS (10'X10'). FOR COLD CREEK CAMPGROUND, THE CAMPGROUND HOST SITE IS PROPOSED TO BE RELOCATED AND 10 NEW CAMPSITES ARE PROPOSED BRINGING THE CAMPGROUND TOTAL TO 18 CAMPSITES PLUS THE CAMPGROUND HOST SITE.

Draft




Robert W. Droll
Landscape Architect, P.S.



4405 7th Avenue SE, Ste. 203
Lacey, WA 98503
(360) 456-3813
FAX (360) 493-2063
E-MAIL bob@droll.com

Landscape Architecture
Site Planning
Environmental Design
Urban Design
Land Planning
Project Management



STATE OF WASHINGTON
REGISTERED
LANDSCAPE ARCHITECT

Robert W. Droll
Certificate No. 530

PROJECT NO. 08046

DRAWING

DESIGNED BY RWD

DRAWN BY KLC

CHECKED BY RWD

REVISION

DATE	CHANGE

DATE: 8/15/09