

Make Sure You Build a Safe Campfire*

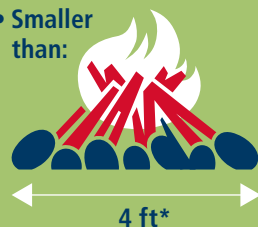
Start your fire only after receiving landowner's written permission if you are on someone else's property.

RECREATION FIRES REQUIRE NO PERMIT IF THEY ARE:

- In a campfire pit, camp stove or barbecue.



- Smaller than:



- Placed on bare soil, gravel bars, beaches, green fields or other non-flammable areas.

* A 3-foot limit may apply in some areas.



DON'T LEAVE

COMPLETELY EXTINGUISH THE FIRE BEFORE YOU LEAVE

Use water to drown the campfire and use a shovel to stir the water and coals to cool it down. Repeat as needed.



OK TO LEAVE



Other Resources

SILVICULTURAL DEBRIS BURNING IN SOUTHEAST WASHINGTON

Central Washington Interagency Communication Center (CWICC)
509-884-3473 or

Dept. of Natural Resources (DNR)
Southeast Region (in Ellensburg)
509-925-8510

AGRICULTURAL, YARD AND GARDEN BURNING IN YAKIMA COUNTY

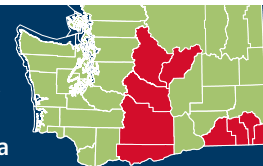
Yakima Regional Clean Air Agency
329 North First Street, Yakima, WA 98901
509-834-2050 | Fax: 509-834-2060
www.yakimacleanair.org

AGRICULTURAL, YARD AND GARDEN BURNING IN EASTERN WASHINGTON (OUTSIDE YAKIMA & BENTON COUNTY)

Washington State Department of Ecology,
Central Region Ecology Office
Chelan, Douglas, Kittitas, and Klickitat counties
509-575-2490

Eastern Regional Ecology Office
Asotin, Columbia, Franklin, Garfield, Grant, Walla Walla, and Whitman counties
509-329-3400
www.ecy.wa.gov

Outdoor Burning Rules on DNR-protected lands for Chelan, Douglas, Kittitas, Klickitat, Asotin, Columbia, Garfield, Walla Walla and Yakima counties.



Outdoor Burning Rules

General rules & guidelines to help you burn safely and legally on state-protected lands.



Before you burn, call:
800-323-BURN (2876)

Or visit:
burnportal.dnr.wa.gov

- Prior to igniting your fire.
- To check current burn restrictions

LOCAL FIRE DISTRICT PHONE

* Recreational fires are not allowed on state lands except in approved designated campgrounds.




BEFORE YOU BURN, CALL
800-323-BURN (2876)
burnportal.dnr.wa.gov



WASHINGTON STATE DEPT OF
NATURAL RESOURCES



Burning Without a Permit

 Burning to reduce wildfire risk within Urban Growth Areas requires a permit. Contact DNR for more information.



When Is a Permit Required?

A WRITTEN PERMIT IS NOT REQUIRED IF THE PLANNED BURN MEETS THE FOLLOWING REQUIREMENTS



• **Burn only in calm or light winds.** Don't burn when the wind is swaying trees, extending flags or causing rough waves on the water.



• **Keep a shovel and connected water hose or at least 5 gallons of water nearby.**



NO MORE THAN 1 PILE AT ANY TIME

• **Burn no more than one pile at any time** and each pile must be completely extinguished before lighting another.



DON'T LEAVE

• **Create a fire break around the pile** by constructing a barrier to bare mineral soil with no flammable material



OK TO LEAVE

• A person capable of extinguishing the fire must be in attendance at all times while burning until dead out.

• **Completely extinguish the fire, with no heat or smoke throughout burnt area, including below surface, before leaving the burn site.**



PILE WIDTH BY COUNTY

Chelan, Douglas, Kittitas, Klickitat, Asotin, Columbia, Garfield, Walla Walla and Yakima counties:

July 1 – Oct 15: Less than 4 ft across

Oct 16 – June 30: Less than 10 ft across



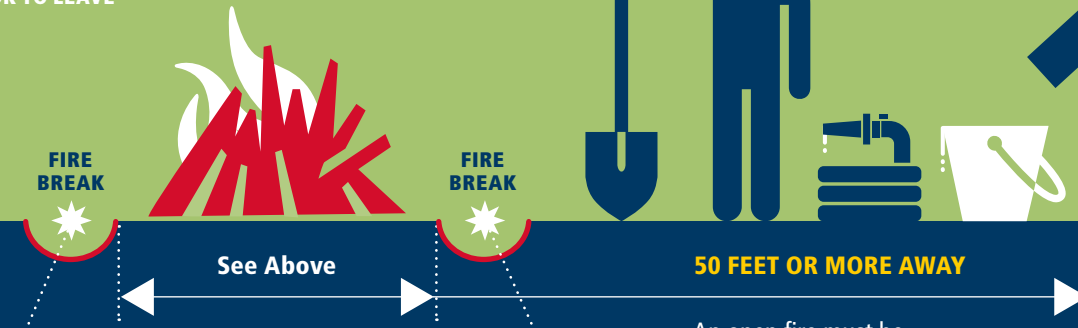
• Do not burn rubber, plastics, asphalt, garbage, dead animals, petroleum products, paints or any materials that emit dense smoke or create offensive odors;



NO BURN BARRELS

• Do not burn when local or state air pollution control authorities announce an "impaired air" or "air pollution episode;"

• Do not allow smoke or ash to create a nuisance to people residing within the vicinity.



CREATE A FIRE BREAK AROUND THE PILE

by constructing a barrier to bare mineral soil with no flammable material.

50 FEET OR MORE AWAY

An open fire must be on a non-combustible surface and at least 50 ft from combustible objects (buildings, fences, etc.).

A DNR PERMIT IS REQUIRED FOR

- Any burning that cannot meet all the standards listed under "Burning Without a Permit" panel;
- Burning of any machine piled material;
- Burning within 500 feet of forest slash and 50 feet of structures.

A permit may be required for burning debris from land clearing. Contact DNR or Department of Ecology to determine type of permit needed.

BURNING RESPONSIBLY IS THE BEST WAY TO PREVENT UNWANTED WILDFIRES AND THOUSANDS OF DOLLARS IN SUPPRESSION COSTS.



BURN BANS

Outdoor burning may be completely suspended by the DNR at any time. Such tight restrictions may be announced due to high fire danger resulting from weather conditions, specific wildfire conditions, lack of available firefighting personnel or to protect air quality.



BEFORE YOU BURN, CALL 800-323-BURN (2876) burnportal.dnr.wa.gov